



SHERATON

Phoenix Downtown

Function Space

Second Level

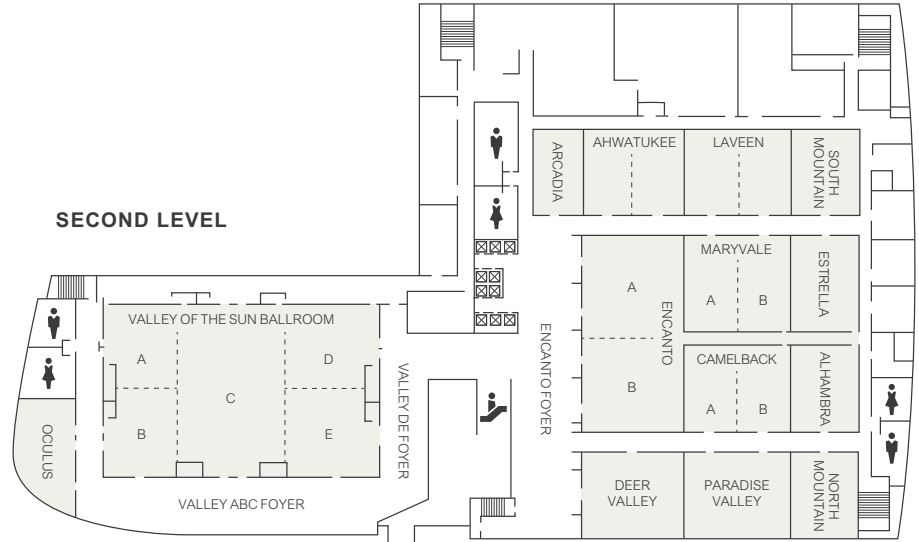
- Valley of the Sun
- Arcadia Boardroom
- Ahwatukee
- Laveen
- South Mountain
- Encanto
- Maryvale
- Estrella
- Camelback
- Alhambra
- Deer Valley
- Paradise Valley
- North Mountain
- Oculus

Third Level

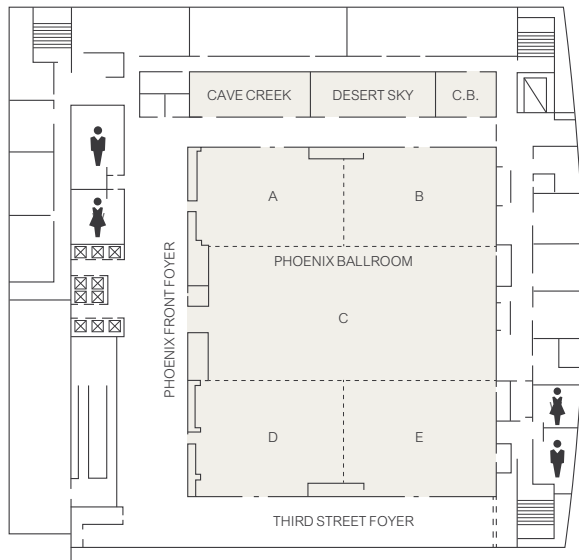
- Phoenix Ballroom
- Cave Creek
- Desert Sky
- Coronado Boardroom

Fourth Level

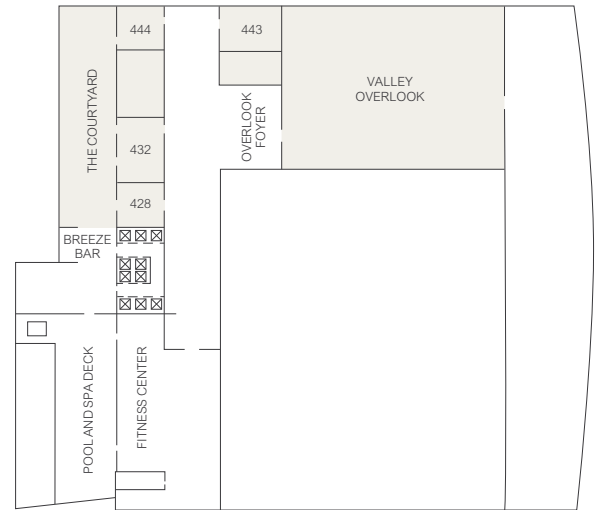
- Valley Overlook
- Overlook Foyer
- The Courtyard
- Hospitality Suites



THIRD LEVEL



FOURTH LEVEL



Sheraton Phoenix Downtown

340 North 3rd Street, Phoenix, AZ 85004
602 262 2500

SheratonPhoenixDowntown.com
Sheraton.com

SECOND LEVEL	LxWxH	SQ FT	THEATRE	CLASSROOM	CONFERENCE	U-SHAPE	RECEPTION	BANQUET
VALLEY OF THE SUN BALLROOM	151x93x20	14,043	974	699	100	75	980	900
VALLEY OF THE SUN BALLROOM A	41x47x20	1,927	130	96	30	39	130	120
VALLEY OF THE SUN BALLROOM B	47x41x20	1,927	130	96	30	39	130	120
VALLEY OF THE SUN BALLROOM C	60x93x20	5,580	434	279	100	75	440	400
VALLEY OF THE SUN BALLROOM D	48x47x20	2,256	140	114	30	48	140	130
VALLEY OF THE SUN BALLROOM E	48x47x20	2,256	140	114	30	48	140	130
VALLEY OF THE SUN BALLROOM AB	93x41x20	3,813	260	192	60	78	260	240
VALLEY OF THE SUN BALLROOM DE	93x48x20	4,464	280	228	60	96	280	260
VALLEY OF THE SUN BALLROOM ABC	102x93x20	9,486	694	471	160	153	700	640
VALLEY OF THE SUN BALLROOM CDE	110x93x20	10,230	714	507	160	171	720	660
VALLEY ABC FOYER	30x168x12	5,040	—	—	—	—	—	—
VALLEY DE FOYER	102x27x12	2,754	—	—	—	—	—	—
ARCADIA BOARDROOM	22x44x12	968	18	—	18	—	—	—
AHWATUKEE	56x44x12	2,464	172	120	50	54	160	160
AHWATUKEE A	28x44x12	1,232	86	60	25	27	80	80
AHWATUKEE B	28x44x12	1,232	86	60	25	27	80	80
LAVEEN	59x44x12	2,596	182	132	50	54	160	160
LAVEEN A	29x44x12	1,276	91	66	25	27	80	80
LAVEEN B	29x44x12	1,276	91	66	25	27	80	80
SOUTH MOUNTAIN	30x44x12	1,320	70	66	30	30	90	90
ENCANTO	111x55x12	6,105	440	306	100	75	440	440
ENCANTO A	60x55x12	3,300	220	165	50	38	220	220
ENCANTO B	51x55x12	2,805	220	141	50	38	220	220
ENCANTO FOYER	168x33x12	5,544	—	—	—	—	—	—
MARYVALE	61x55x12	3,355	160	162	70	72	180	200
MARYVALE A	30x55x12	1,650	80	81	35	36	90	100
MARYVALE B	30x55x12	1,650	80	81	35	36	90	100
ESTRELLA	29x55x12	1,595	94	81	35	36	90	90
CAMELBACK	61x48x12	2,928	168	144	70	66	160	160
CAMELBACK A	30x48x12	1,440	84	72	35	33	80	80
CAMELBACK B	48x30x12	1,440	84	72	35	33	80	80
ALHAMBRA	29x48x12	1,392	80	66	30	30	90	90
DEER VALLEY	55x48x12	2,640	200	132	60	57	180	180
PARADISE VALLEY	48x61x12	2,928	200	144	75	63	190	190
NORTH MOUNTAIN	48x26x12	1,248	60	66	30	27	70	70
OCULUS*	61x35x20	2,135	195	—	—	—	200	150
THIRD LEVEL								
PHOENIX BALLROOM	190x143x20	27,170	2,510	1,302	100	75	2,500	1,850
PHOENIX BALLROOM A	71x52x20	3,692	400	186	30	75	360	250
PHOENIX BALLROOM B	71x52x20	3,692	400	186	30	75	360	250
PHOENIX BALLROOM C	75x143x20	10,725	810	537	50	150	940	730
PHOENIX BALLROOM D	63x71x20	4,473	450	225	30	75	420	310
PHOENIX BALLROOM E	71x63x20	4,473	450	225	30	75	420	310
PHOENIX BALLROOM AB	52x143x20	7,436	800	372	130	150	720	500
PHOENIX BALLROOM DE	63x143x20	9,009	900	450	160	150	840	620
PHOENIX BALLROOM ABC	126x143x20	18,018	1,610	900	320	300	1,660	1,230
PHOENIX BALLROOM CDE	137x143x20	19,591	1,710	981	350	300	1,780	1,350
CAVE CREEK	25x52x12	1,300	108	66	25	30	108	100
DESERT SKY	60x25x12	1,500	108	75	28	30	108	100
CORONADO	28x25x12	700	12	—	—	12	—	—
THIRD STREET FOYER	140x28x20	3,920	120	—	—	—	30	120
PHOENIX FRONT FOYER	237x32x12	7,584	650	—	—	—	650	170
FOURTH LEVEL								
VALLEY OVERLOOK*	67x88x14	5,896	499	—	—	—	499	370
OVERLOOK FOYER	25x36x10	900	—	—	—	—	—	—
VALLEY OVERLOOK PREFUNCTION	25x35x10	875	80	—	—	—	80	—
THE COURTYARD*	164x24x0	3,936	—	—	—	—	—	—

*Outdoor space